



Train Operating Company Key Statistics

April 2021 to March 2022

28 July 2022

Govia Thameslink Railway

This publication is an annual summary of key statistics for Govia Thameslink Railway covering passenger usage, performance, and passenger experience alongside reference data on number of employees and number of stations managed. Most of the data in this publication is also available on the various [ORR data portal](#) theme pages. [TOC key statistics](#) brings all the information together from the range of topics as a summary for each operator.

Contents:

Key statistics - p2

Passenger rail usage - p4

Passenger rail performance – p6

Passenger experience - p10

Public Enquiries: rail.stats@orr.gov.uk

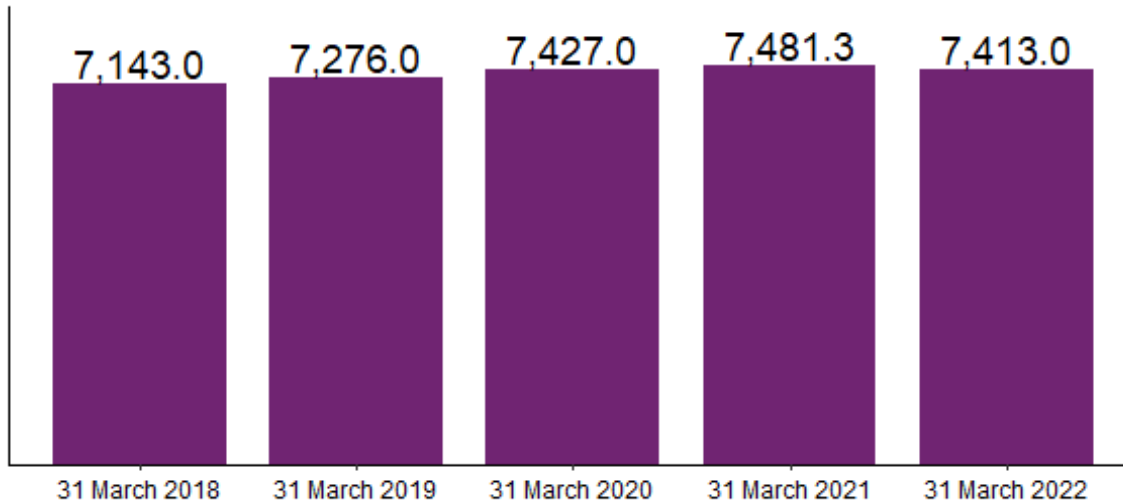
Media Enquiries: Tel: 020 7282 2094

Next Publication: July 2023

Key statistics

Number of full-time equivalent (FTE) employees is calculated by comparing an employee's average number of hours worked to the average hours of a full-time worker.

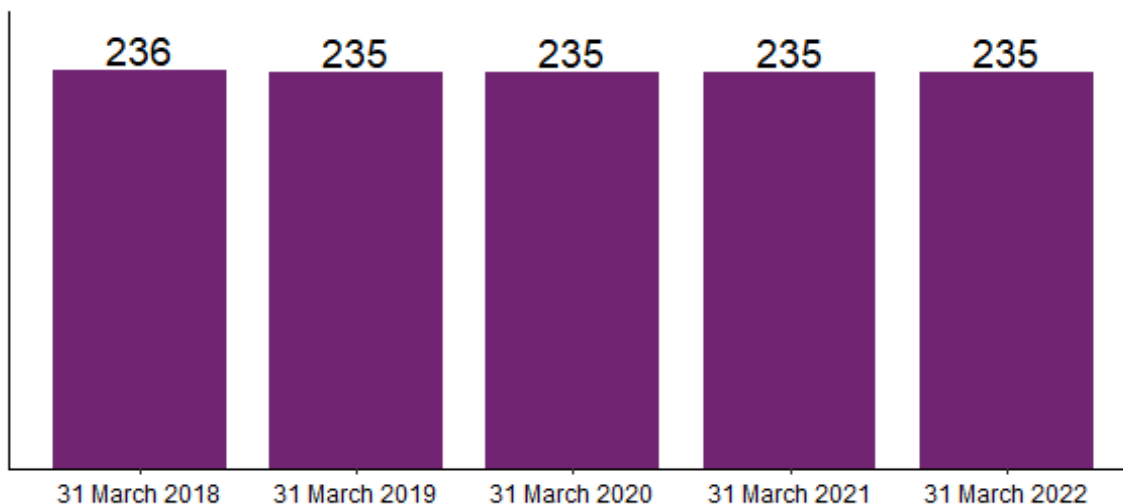
Number of FTE employees, Govia Thameslink Railway, as of 31 March, 2018 to 2022



Govia Thameslink Railway's number of FTE employees was 7,413.0 as of 31 March 2022.

Number of stations managed only includes stations called at by a mainline train service as of 31 March. Stations which have been permanently closed or where mainline services have been ceased indefinitely are not included.

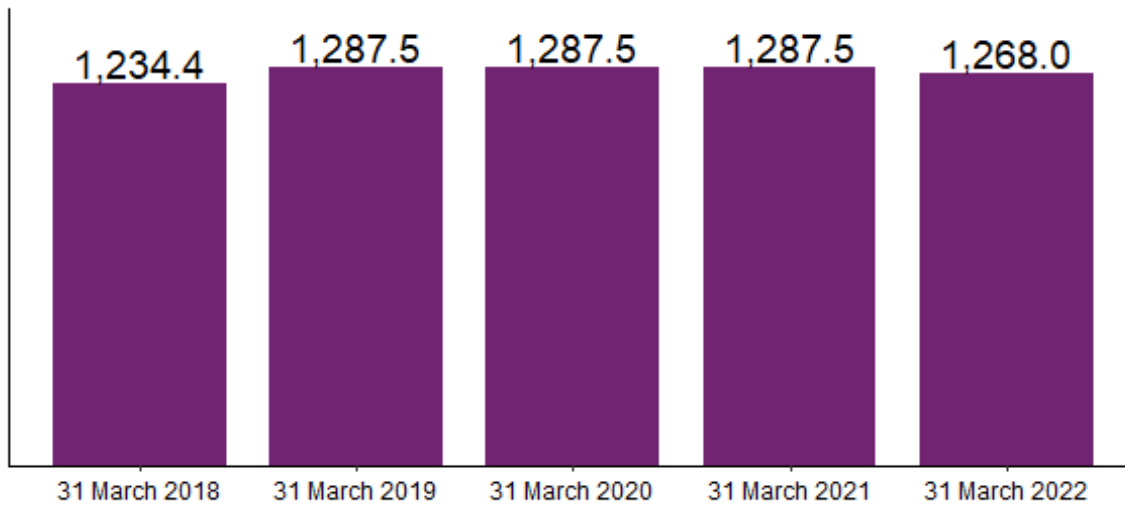
Number of stations managed, Govia Thameslink Railway, as of 31 March, 2018 to 2022



Govia Thameslink Railway managed 235 stations as of 31 March 2022.

Route kilometres operated includes the total extent of route available to operate on as of 31 March. It does not take into account multiple track routes (i.e. double tracks are only counted as one route kilometre but would be two track kilometres).

Route kilometres operated, Govia Thameslink Railway, as of 31 March, 2018 to 2022

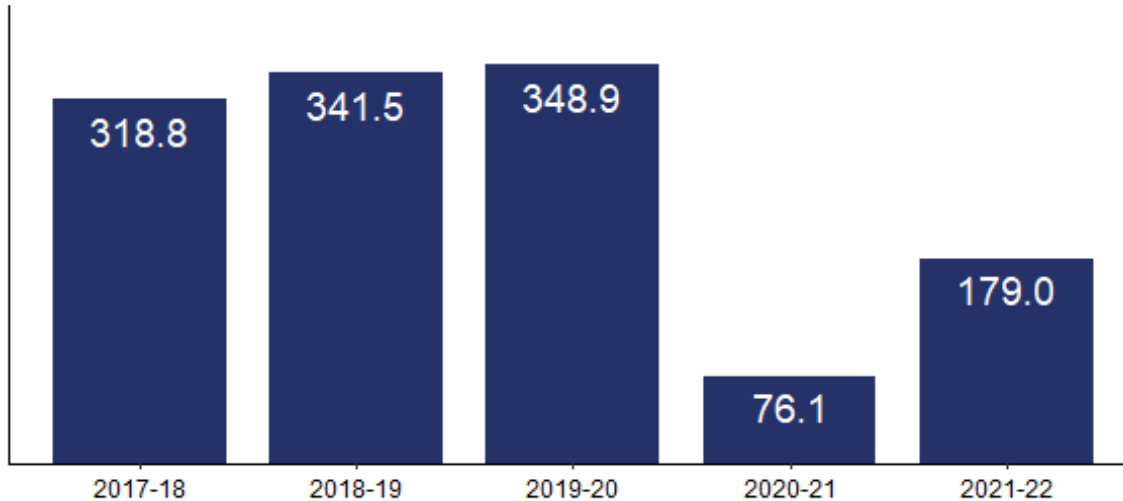


Govia Thameslink Railway operated on 1,268.0 kilometres of route as of 31 March 2022.

Passenger rail usage

Passenger journeys are estimated based on travel from an origin station to a destination station. Where travel includes one or more changes of train, each train used is counted as one journey.

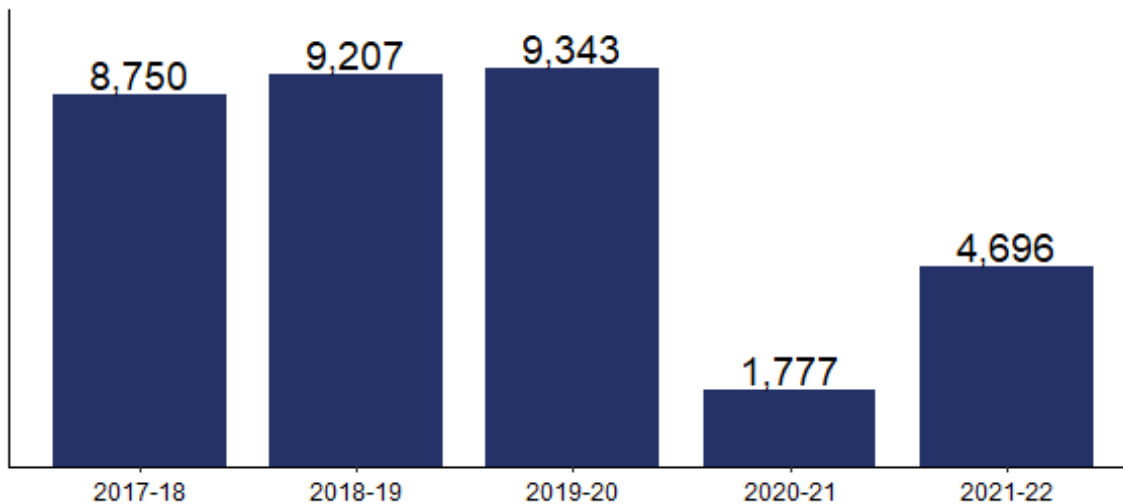
Passenger journeys (millions), Govia Thameslink Railway, annual data, April 2017 to March 2022



Between April 2021 and March 2022, there were 179.0 million passenger journeys.

Passenger kilometres are calculated by multiplying the number of passenger journeys on a particular flow by the number of corresponding track kilometres between stations.

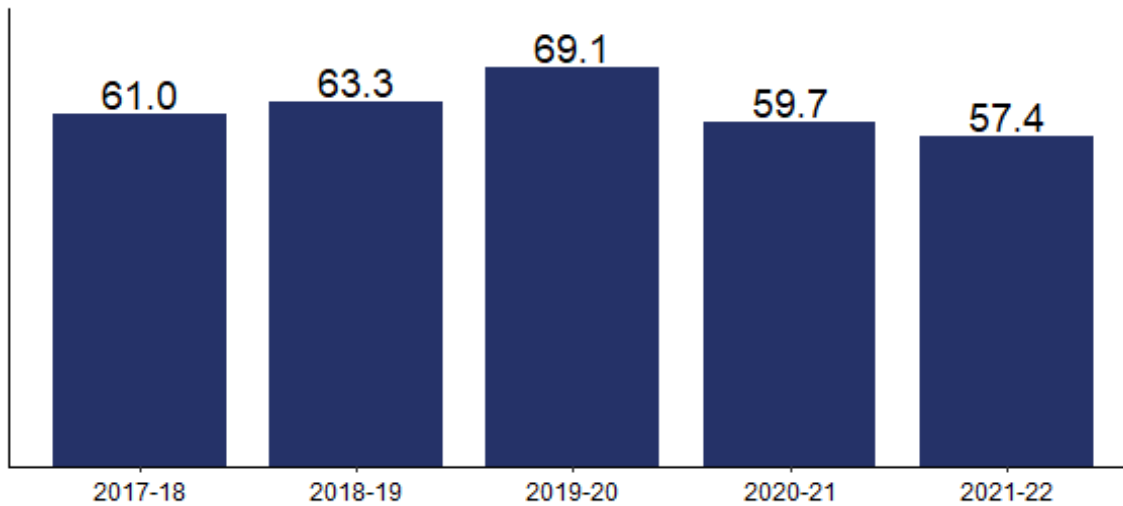
Passenger kilometres (millions), Govia Thameslink Railway, annual data, April 2017 to March 2022



Between April 2021 and March 2022, there were 4,696 million passenger kilometres travelled.

Passenger train kilometres refers to the number of train kilometres travelled by revenue earning passenger trains.

Passenger train kilometres (millions), Govia Thameslink Railway, annual data, April 2017 to March 2022



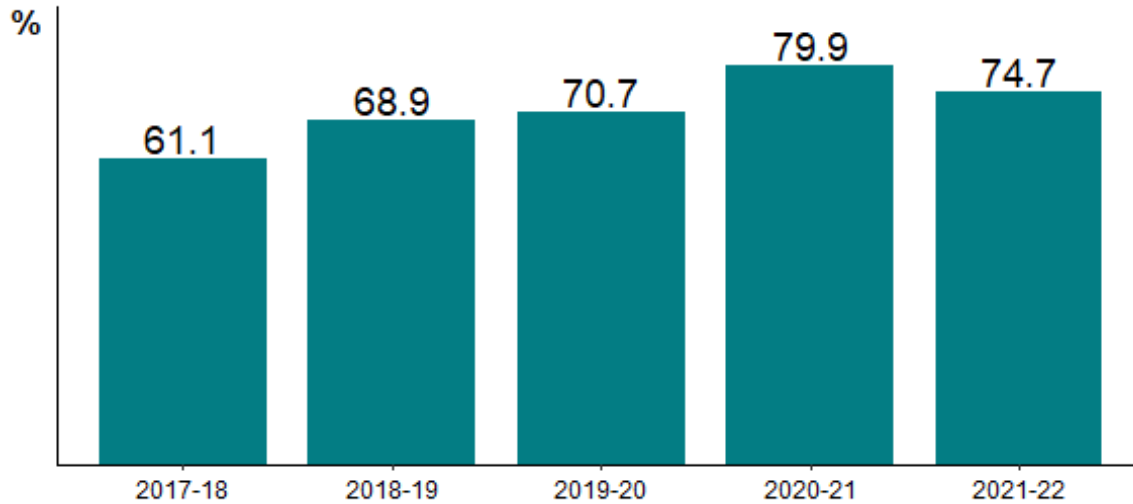
Between April 2021 and March 2022, there were 57.4 million passenger train kilometres.

More information on passenger journeys, kilometres and revenue can be found on the [Passenger rail usage](#) page on the data portal.

Passenger rail performance

On Time is the percentage of recorded station stops that were early or less than one minute after the scheduled arrival time.

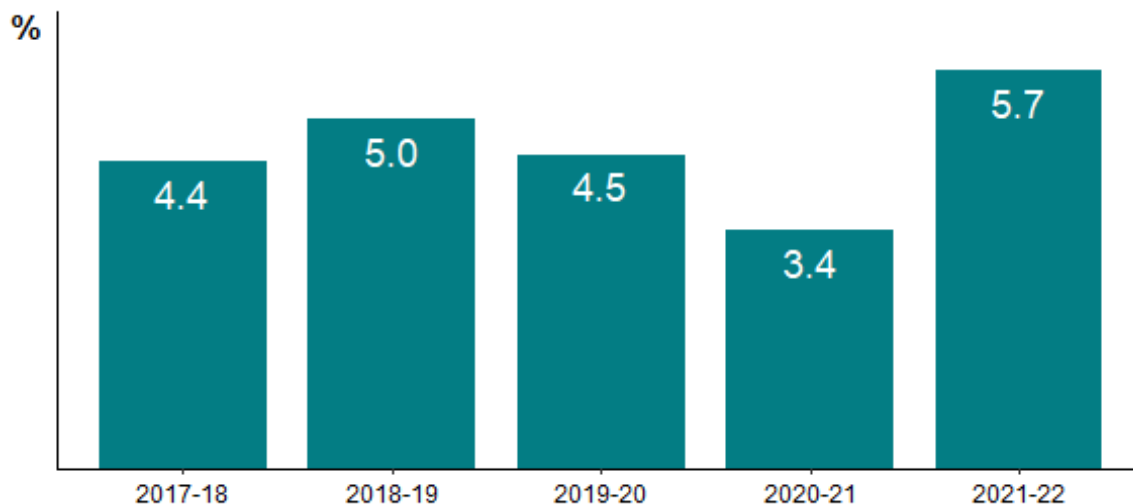
On Time, Govia Thameslink Railway, annual data, April 2017 to March 2022



The percentage of trains On Time between April 2021 and March 2022 was 74.7% compared with 79.9% in the previous year.

The **Cancellations score** is the percentage of trains planned that were cancelled, whereby full cancellations are counted as one and part cancellations as half.

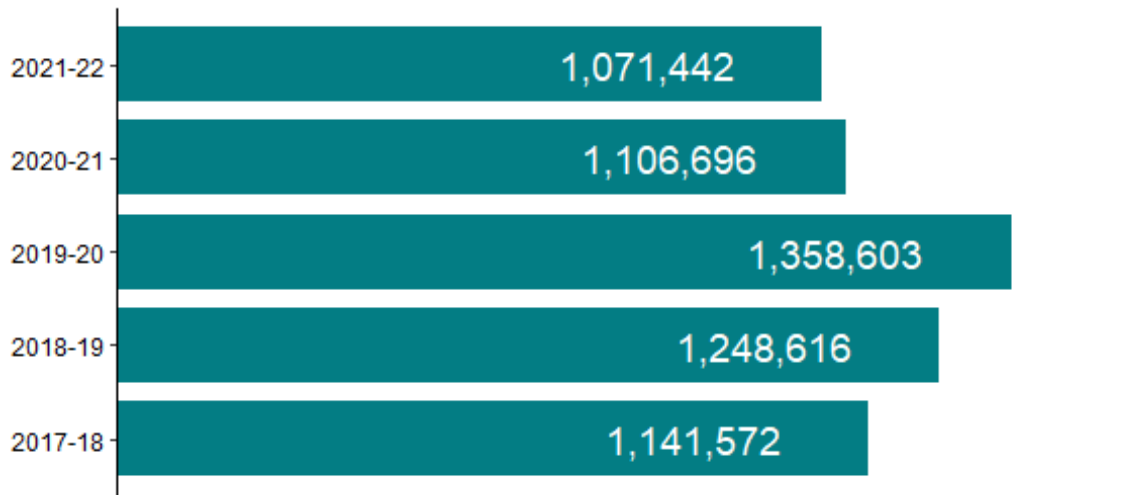
Cancellations score, Govia Thameslink Railway, annual data, April 2017 to March 2022



The Cancellations score between April 2021 and March 2022 was 5.7% compared with 3.4% in the previous year.

The number of **trains planned** is based on the daily schedule as agreed between the train operator and Network Rail at 22:00 on the previous evening.

Trains planned, Govia Thameslink Railway, annual data, April 2017 to March 2022



There were 1,071,442 trains planned between April 2021 and March 2022.

Delay minutes are defined as the time lost between consecutive timing points on the rail network. Delay incidents producing three or more minutes of delay on Britain’s railways are attributed to either Network Rail or a train operator.

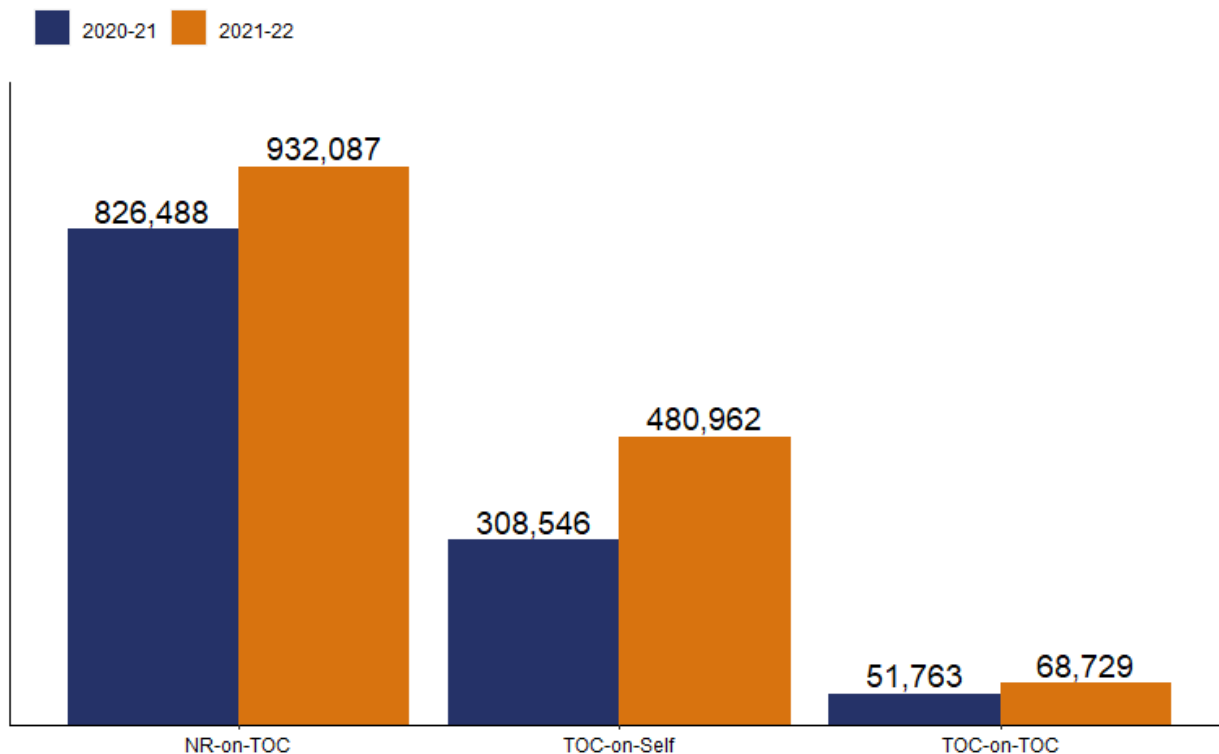
There are three types of responsibility category:

NR-on-TOC are delays attributed to Network Rail affecting train operating companies (e.g. Track, Network management, etc.).

TOC-on-Self are delays attributed to train operating companies affecting their own train operating company (e.g. their own fleet, train crew, etc.).

TOC-on-TOC are delays attributed to train operating companies affecting other train operating companies (e.g. another operator’s fleet, train crew, etc.).

Delay minutes on the rail network by responsibility, Govia Thameslink Railway, annual data, April 2020 to March 2022



Delay minutes by responsibility, Govia Thameslink Railway, annual data, April 2017 to March 2022

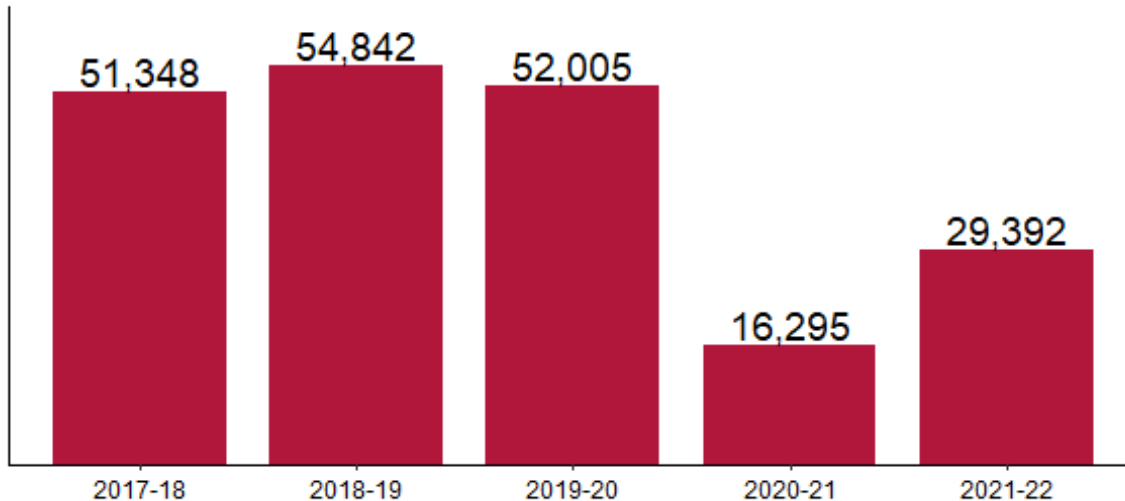
Delay type	Apr 2017 to Mar 2018	Apr 2018 to Mar 2019	Apr 2019 to Mar 2020	Apr 2020 to Mar 2021	Apr 2021 to Mar 2022
NR-on-TOC	1,493,328	1,380,005	1,487,273	826,488	932,087
TOC-on-Self	849,991	882,076	662,752	308,546	480,962
TOC-on-TOC	106,204	128,195	141,727	51,763	68,729

More information on punctuality, reliability and causes of delay for passenger trains can be found on the [Passenger rail performance](#) page on the data portal.

Passenger experience

Complaints are defined as 'any expression of dissatisfaction by a customer or potential customer about service delivery or about company or industry policy'.

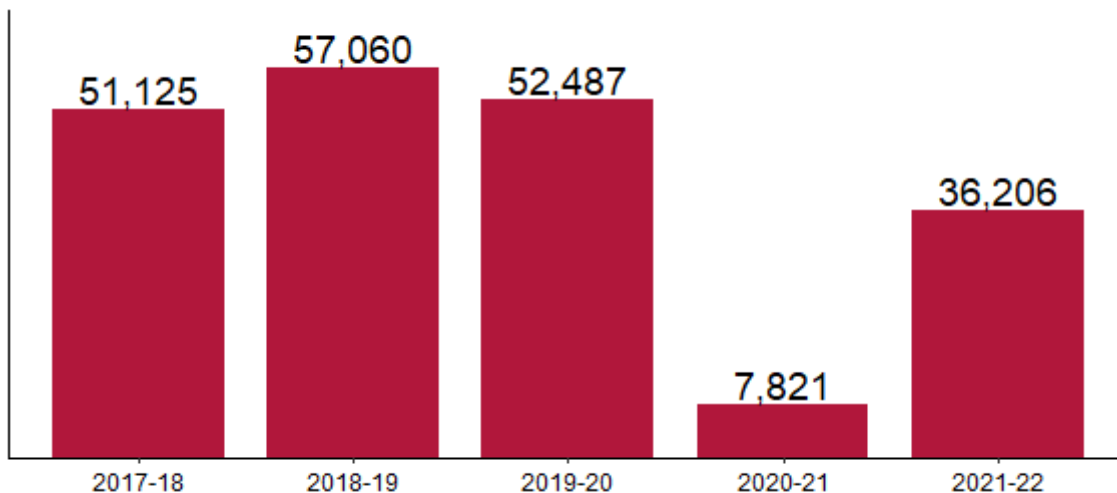
Complaints closed, Govia Thameslink Railway, annual data, April 2017 to March 2022



The number of complaints closed between April 2021 and March 2022 was 29,392.

Passenger assists data shows the number of assists that have been requested through the National Passenger Assistance Booking System (unbooked assistance such as 'Turn Up and Go' assists is not included).

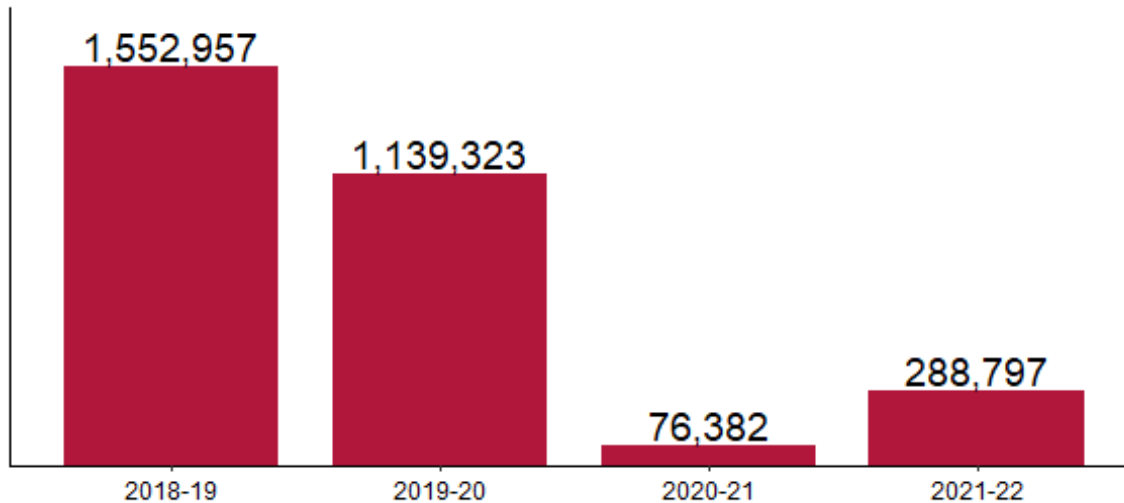
Number of passenger assists, Govia Thameslink Railway, annual data, April 2017 to March 2022



There were 36,206 passenger assists booked between April 2021 and March 2022 compared with 7,821 in the previous year.

Delay compensation claims closed refers to volume of claims closed when the train operator issues payment for a successful claim or when the passenger was informed that their claim was rejected.

Delay compensation claims closed, Govia Thameslink Railway, annual data, April 2018 to March 2022



288,797 delay compensation claims were closed between April 2021 and March 2022, compared with 76,382 in the previous year.

More information on [complaints](#), [delay compensation claims](#) and [passenger assistance](#) can be found on their respective pages on the data portal.



© Crown copyright 2022

This publication is licensed under the terms of the Open Government Licence v3.0 except where otherwise stated. To view this licence, visit nationalarchives.gov.uk/doc/open-government-licence/version/3

Where we have identified any third party copyright information you will need to obtain permission from the copyright holders concerned.

This publication is available at dataportal.orr.gov.uk

Any enquiries regarding this publication should be sent to us at orr.gov.uk/contact-us

