



Train Operating Company key statistics

April 2022 to March 2023

3 August 2023

East Midlands Railway

This publication is an annual summary of key statistics for East Midlands Railway covering passenger usage, performance, and passenger experience alongside reference data on number of employees, number of stations managed and route kilometres operated. Most of the data in this publication is also available on the various [ORR data portal](#) theme pages. [TOC key statistics](#) brings all the information together from the range of topics as a summary for each operator.

Contents:

Key statistics - p2

Passenger rail usage - p4

Passenger rail performance – p6

Passenger experience - p10

Public enquiries: rail.stats@orr.gov.uk

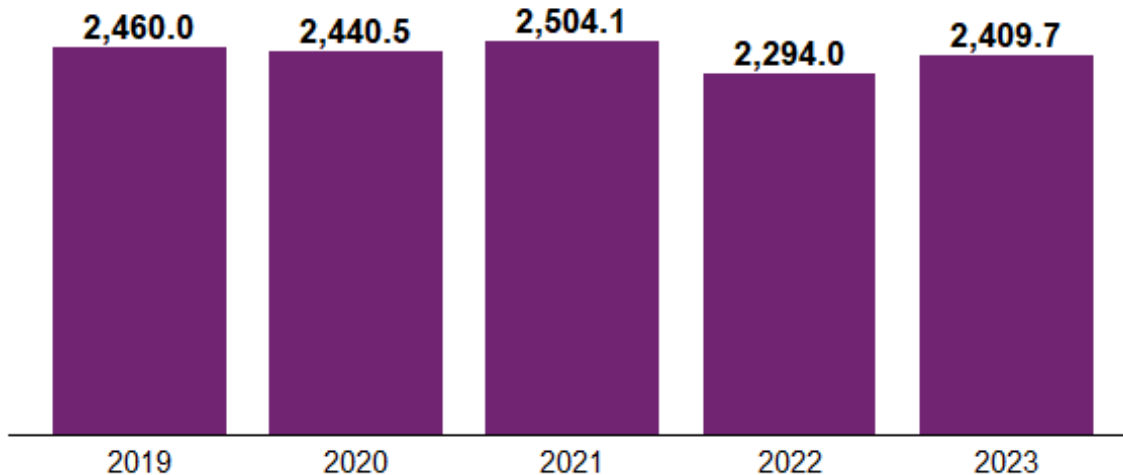
Media enquiries: Tel: 07856 279808

Next publication: July 2024

Key statistics

Number of full-time equivalent (FTE) employees is calculated by comparing an employee's average number of hours worked to the average hours of a full-time worker.

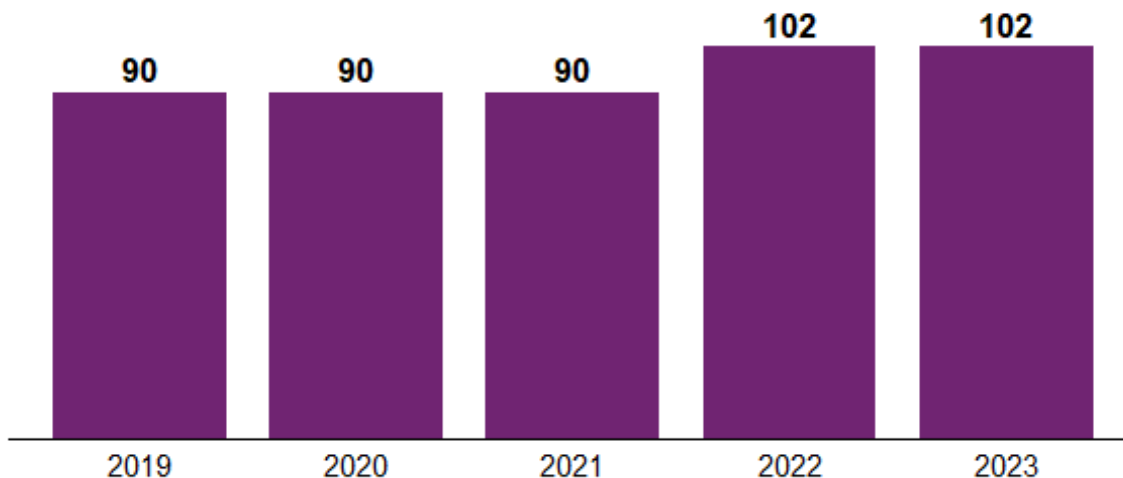
Number of FTE employees, East Midlands Railway, as of 31 March, 2019 to 2023



East Midlands Railway's number of FTE employees was 2,409.7 as of 31 March 2023.

Number of stations managed only includes stations called at by a mainline train service as of 31 March. Stations which have been permanently closed or where mainline services have ceased indefinitely are not included.

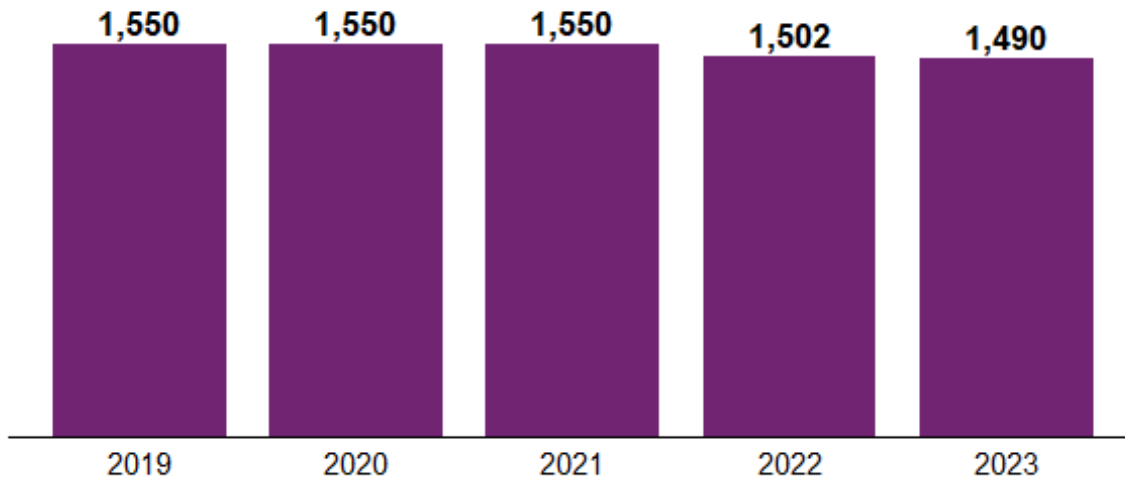
Number of stations managed, East Midlands Railway, as of 31 March, 2019 to 2023



East Midlands Railway managed 102 stations as of 31 March 2023.

Route kilometres operated includes the total extent of route available to operate on as of 31 March. It does not take into account multiple track routes (i.e. double tracks are only counted as one route kilometre but would be two track kilometres).

Route kilometres operated, East Midlands Railway, as of 31 March, 2019 to 2023

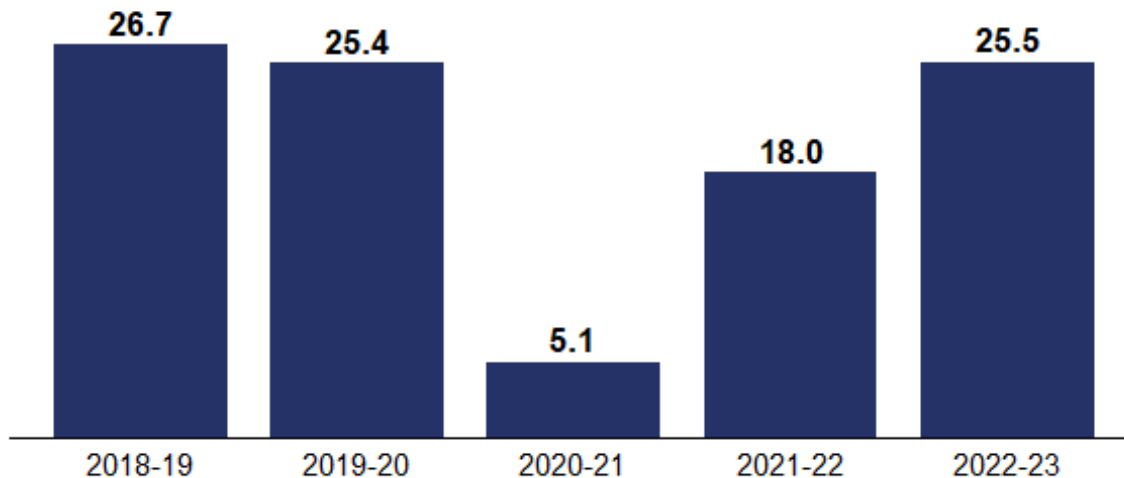


East Midlands Railway operated on 1,490 kilometres of route as of 31 March 2023.

Passenger rail usage

Passenger journeys are estimated based on travel from an origin station to a destination station. Where travel includes one or more changes of train, each train used is counted as one journey.

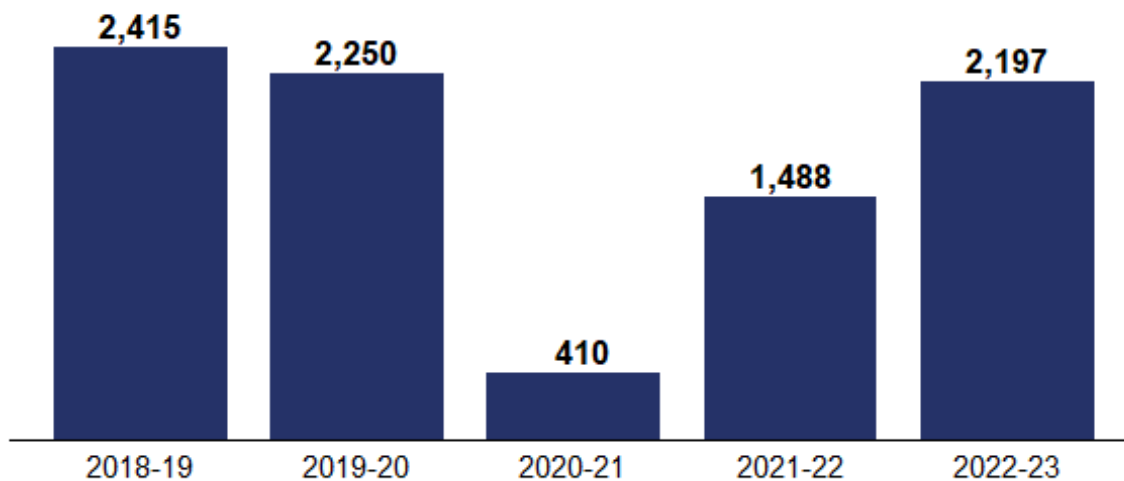
Passenger journeys (millions), East Midlands Railway, annual data, April 2018 to March 2023



Between April 2022 and March 2023, there were 25.5 million passenger journeys.

Passenger kilometres are calculated by multiplying the number of passenger journeys on a particular flow by the number of corresponding track kilometres between stations.

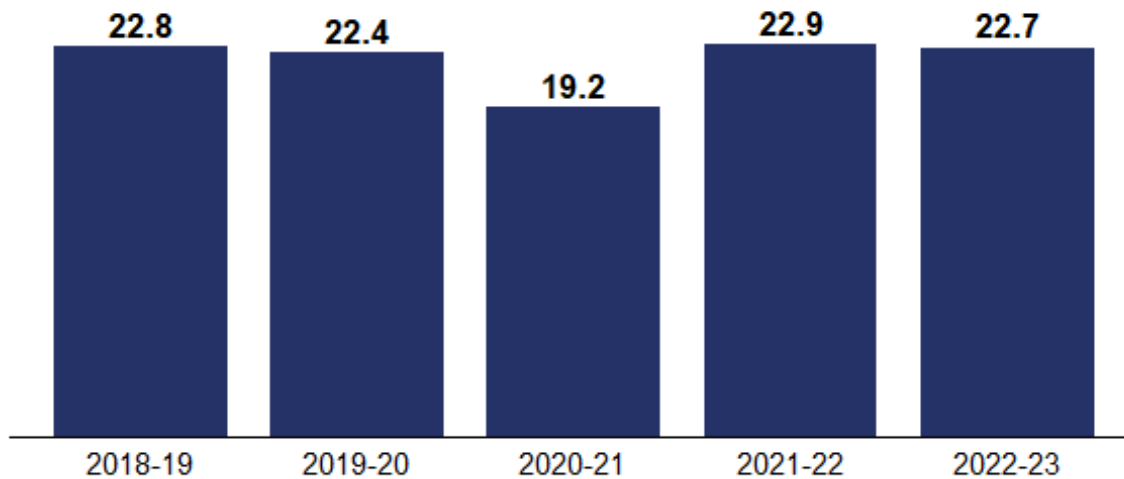
Passenger kilometres (millions), East Midlands Railway, annual data, April 2018 to March 2023



Between April 2022 and March 2023, there were 2,197 million passenger kilometres travelled.

Passenger train kilometres refers to the number of train kilometres travelled by revenue earning passenger trains.

Passenger train kilometres (millions), East Midlands Railway, annual data, April 2018 to March 2023



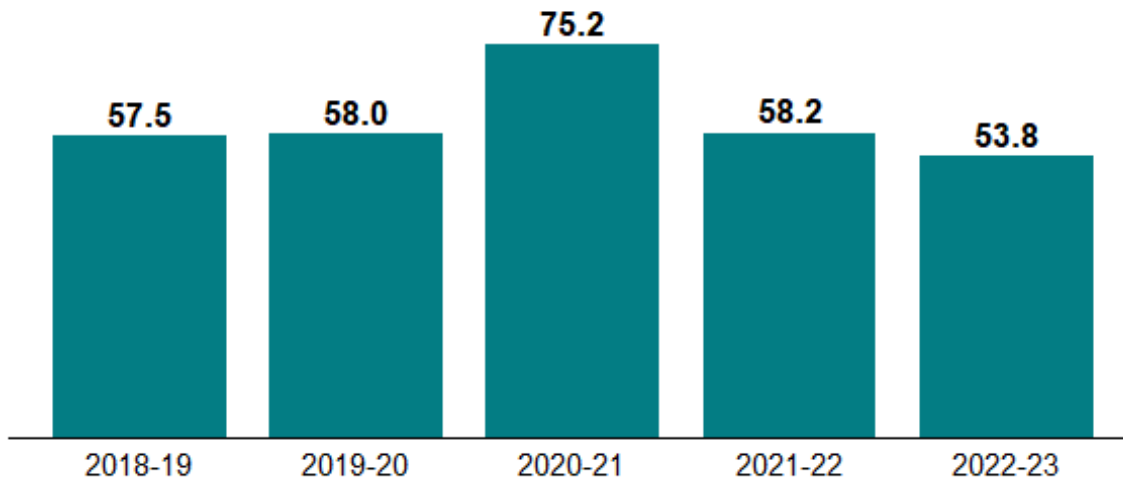
Between April 2022 and March 2023, there were 22.7 million passenger train kilometres.

More information on passenger journeys, kilometres and revenue as well as passenger train and vehicle kilometres can be found on the [Passenger rail usage](#) page on the data portal.

Passenger rail performance

On Time is the percentage of recorded station stops that were early or less than one minute after the scheduled arrival time.

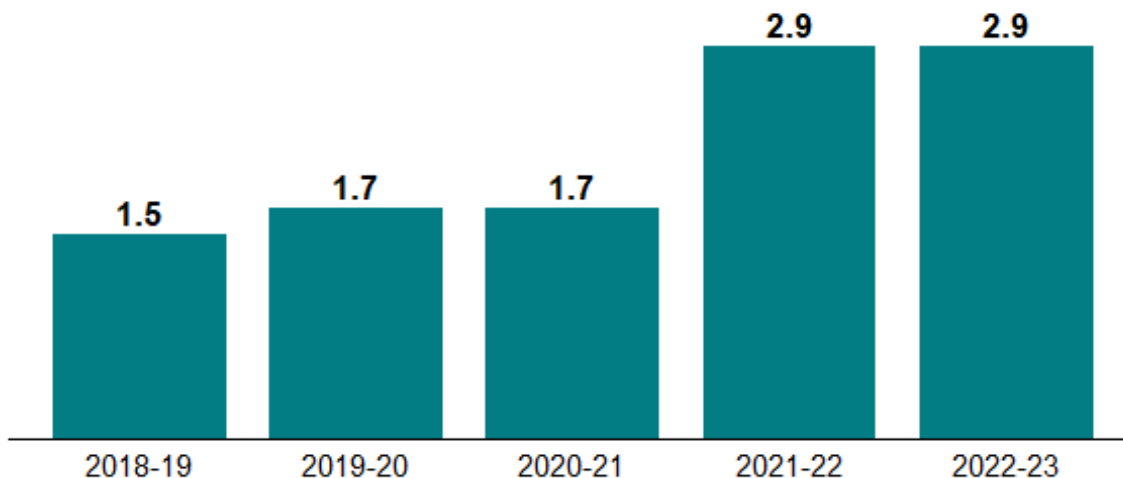
On Time (%), East Midlands Railway, annual data, April 2018 to March 2023



The percentage of trains On Time between April 2022 and March 2023 was 53.8% compared with 58.2% in the previous year.

The **Cancellations score** is the percentage of trains planned that were cancelled, whereby full cancellations are counted as one and part cancellations as half.

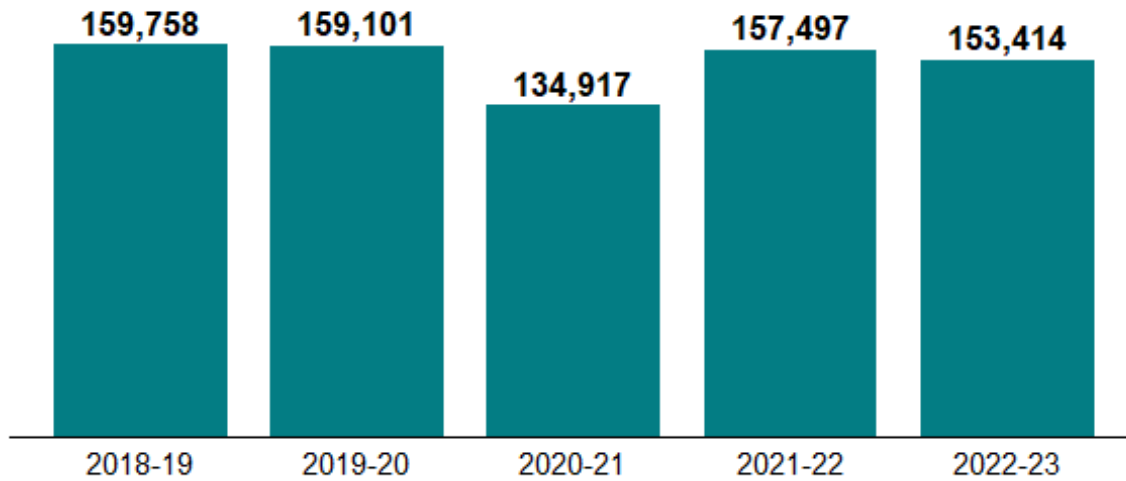
Cancellations score (%), East Midlands Railway, annual data, April 2018 to March 2023



The Cancellations score between April 2022 and March 2023 was 2.9% compared with 2.9% in the previous year.

The number of **trains planned** is based on the daily schedule as agreed between the train operator and Network Rail at 22:00 on the previous evening.

Trains planned, East Midlands Railway, annual data, April 2018 to March 2023



There were 153,414 trains planned between April 2022 and March 2023.

Delay minutes are defined as the time lost between consecutive timing points on the rail network. Delay incidents producing three or more minutes of delay on Britain’s railways are attributed to either Network Rail or a train operator.

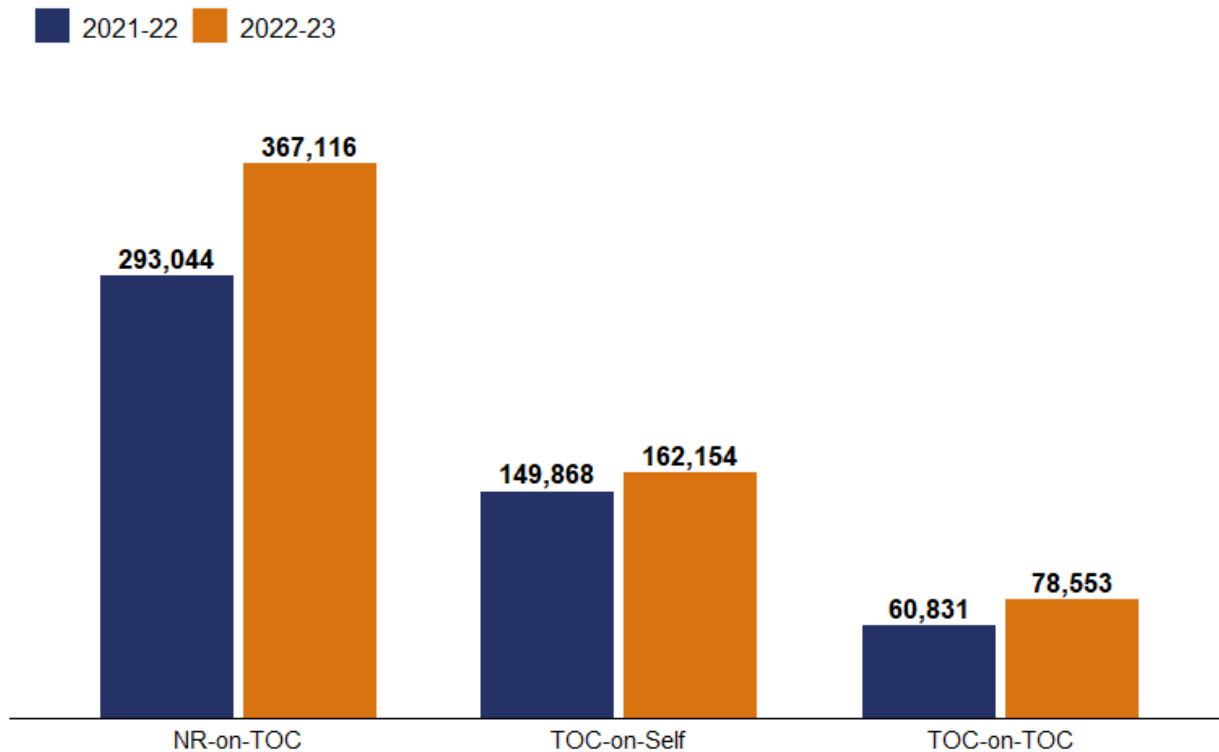
There are three types of responsibility category:

NR-on-TOC are delays attributed to Network Rail affecting train operating companies (e.g. Track, Network management, etc.).

TOC-on-Self are delays attributed to train operating companies affecting their own train operating company (e.g. their own fleet, train crew, etc.).

TOC-on-TOC are delays attributed to train operating companies affecting other train operating companies (e.g. another operator’s fleet, train crew, etc.).

Delay minutes on the rail network by responsibility, East Midlands Railway, annual data, April 2021 to March 2023



Delay minutes by responsibility, East Midlands Railway, annual data, April 2018 to March 2023

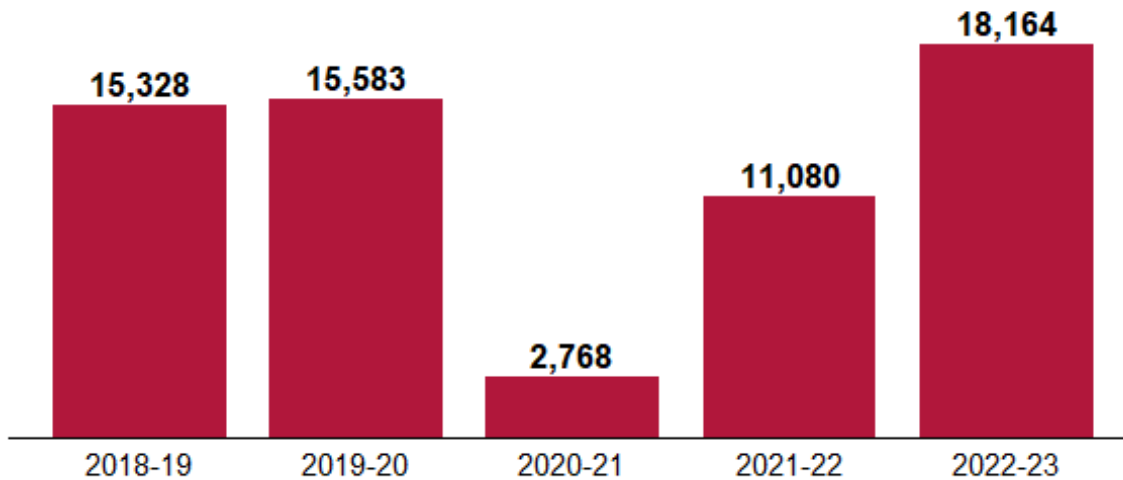
Delay type	Apr 2018 to Mar 2019	Apr 2019 to Mar 2020	Apr 2020 to Mar 2021	Apr 2021 to Mar 2022	Apr 2022 to Mar 2023
NR-on-TOC	337,562	318,359	173,824	293,044	367,116
TOC-on-Self	116,814	116,824	55,566	149,868	162,154
TOC-on-TOC	95,652	110,049	30,388	60,831	78,553

More information on punctuality, reliability and causes of delay for passenger trains can be found on the [Passenger rail performance](#) page on the data portal.

Passenger experience

Complaints are defined as ‘any expression of dissatisfaction by a customer or potential customer about service delivery or about company or industry policy’.

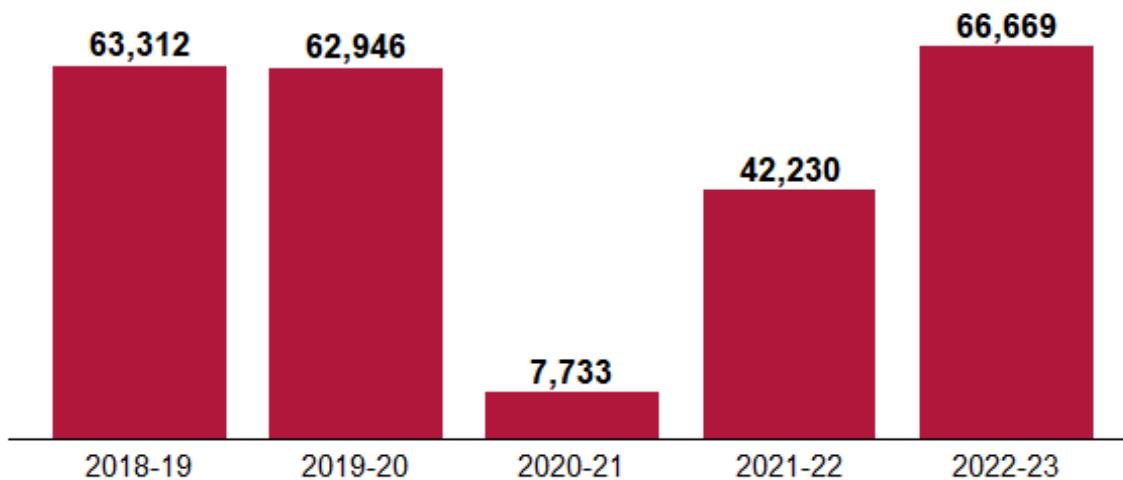
Complaints closed, East Midlands Railway, annual data, April 2018 to March 2023



The number of complaints closed between April 2022 and March 2023 was 18,164.

Passenger assists data shows the number of assists that have been requested through the National Passenger Assistance Booking System (unbooked assistance such as ‘Turn Up and Go’ assists is not included).

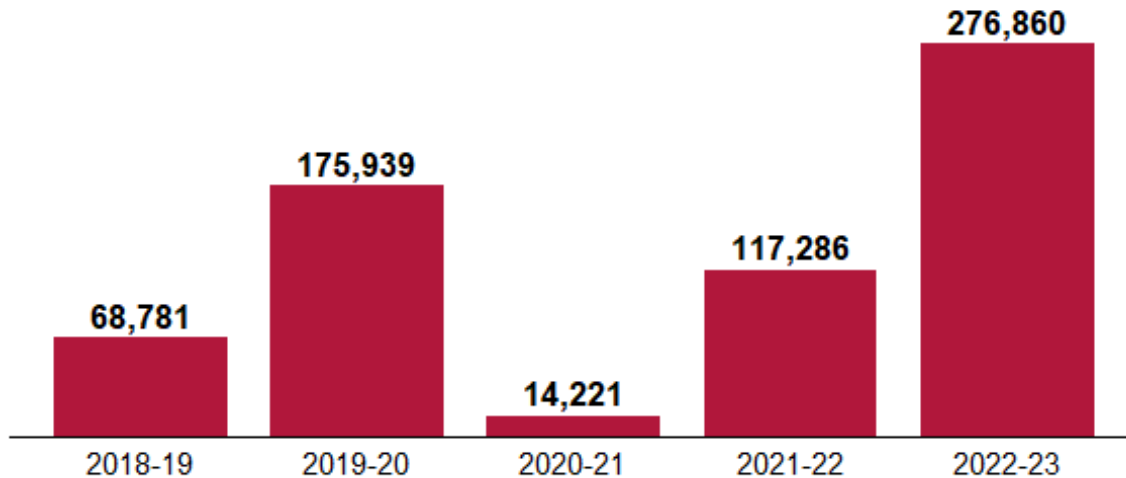
Number of passenger assists, East Midlands Railway, annual data, April 2018 to March 2023



There were 66,669 passenger assists booked between April 2022 and March 2023 compared with 42,230 in the previous year.

Delay compensation claims closed refers to volume of claims closed when the train operator issues payment for a successful claim or when the passenger was informed that their claim was rejected.

Delay compensation claims closed, East Midlands Railway, annual data, April 2018 to March 2023



276,860 delay compensation claims were closed between April 2022 and March 2023, compared with 117,286 in the previous year.

More information on [complaints](#), [delay compensation claims](#) and [passenger assistance](#) can be found on their respective pages on the data portal.



© Crown copyright 2023

This publication is licensed under the terms of the [Open Government Licence v3.0](#) except where otherwise stated.

Where we have identified any third party copyright information you will need to obtain permission from the copyright holders concerned.

This publication is available on the [ORR data portal](#). Any media enquiries regarding this publication should be sent to us at orr.gov.uk/contact-us.

